

Family History




Lesson #4

Temple Ordinances & Descendancy Research



“Thousands of our faithful people seldom go to the temple, and of those who do go, most are not working on their own ancestral lines. They are not saving their own dead. They seem to believe they are fulfilling their responsibilities by merely attending the temple occasionally. This is simply not so. We all must learn to save our own dead. We must properly identify them so that we can then perform the work for them in the temples ...”



- Spencer W. Kimball, Regional Representatives Seminar, Sept. 30, 1976



LDS Ordinances

- Once you have found & added vital documents to your ancestor's record, merged duplicate records, edited other info, and established relationships, you are ready to print a Family Ordinance Request (FOR) & take the name to the temple.

Family History Checklist				Researcher: <u>Bill Doe</u>			Your Name						
Names from Pedigree Chart		FamilySearch.org - Add Vital Records			FamilySearch.org - Connections/Corrections			LDS Ordinances					
Ancestor's Name		Birth or Christening	Marriage	Death or Burial	Merge Duplicates	Edit Information	Relationships Established						
<input checked="" type="checkbox"/>	1 John Doe	2/12/2013	2/12/2013	4/18/2013	4/20/2013	4/20/2013	4/20/2013	B	C	I	E	SP	SS
<input type="checkbox"/>	2 Jane Doe	6/2/2013	6/8/2013	9/5/2013	9/17/2013			B	C	I	E	SP	SS




LDS Ordinances

- By now, you probably know a lot about this relative which will make your temple experience more special.
- You can feel confident that the research is done right, the ordinances are being done for the first time and will not be duplicated.





Understanding Temple Icons




At least one person in the family has incomplete ordinance information.




The ordinances for all family members are reserved or in progress.



Understanding Temple Icons



A family member needs ordinances, but needs more information first. Or, he or she has not been deceased for one year.



Ordinances Complete!

Important: Even when you see this icon, some members of the family may have incomplete sealings. The parents may not be sealed to their parents. The children may not be sealed to their spouses.



Temple Opportunities

- Your Temple Opportunities list may contain the names of your ancestors who need temple ordinances.
- If it does, you see a small, red icon on the Temple tab.



Family Tree

Memories

Search

Temple





Temple Opportunities

- After clicking on the Temple tab, click on the Opportunities tab.
- The number of possible opportunities will be indicated with a red number.

A screenshot of the FamilySearch website's top navigation bar. The 'FamilySearch' logo is on the left. To its right are links for 'Family Tree', 'Memories', 'Search', and 'Temple'. The 'Temple' link is highlighted with a green background and has a small red star icon next to it. Below these links is a horizontal bar containing five buttons: 'ALL RESERVED' with a black circle containing '0', 'NOT PRINTED' with a black circle containing '0', 'PRINTED' with a black circle containing '0', 'SHARED' with a black circle containing '0', and 'OPPORTUNITIES' with a red circle containing '4'. The 'OPPORTUNITIES' button is circled in red. In the top right corner of the page, the word 'Volunteer' is visible.

FamilySearch

Family Tree Memories Search Temple*

ALL RESERVED 0 NOT PRINTED 0 PRINTED 0 SHARED 0 OPPORTUNITIES 4

Volunteer



Temple Opportunities

- FamilySearch.org searches for possible ordinances through four generations of your ancestors (through your great-great-grandparents). It also searches your ancestors' spouses, their children, and their children's spouses.





Temple Opportunities

FamilySearch

Family Tree Memories Search Temple

ALL RESERVED 0 NOT PRINTED 0 PRINTED 0 SHARED 0

Temple Opportunities [What are temple opportunities?](#)

Please click View Person to verify the accuracy of the information, add sources, and obtain permission from the church to perform ordinances. You may dismiss any opportunities you do not want to see.

☐ **William Malila**
L7GP-KXH
[View My Relationship](#)

B C I E SP SS

These ordinances are eligible to be requested. [View Person](#)

☐ **Edwin Hobart**
LDMR-HK1
[View My Relationship](#)

B C I E SP SS

These ordinances need permission to be requested. [View Person](#)

☐ **Katri Maria Laakkonen**
L7GG-VFJ
[View My Relationship](#)

B C I E SP SS

These ordinances need permission to be requested. [View Person](#)

☐ **Linda Sarvi**
L7GG-KXK
[View My Relationship](#)

B C I E SP SS

These ordinances need permission to be requested. [View Person](#)

[Dismiss](#)

© 2014 by Intel

- All available ordinances are listed.
- To reserve ordinances and print Family Ordinance Requests (FOR), click on the ancestor's name to go to their page view.
- To remove a person from the opportunities list, click the check box next to their name and click the "Dismiss" Button.



Ordinance Legend



Request



Shared Printed



Not Printed



Completed



Printed



Not Available



Waiting



Not Needed



Shared



Needs Information



Requesting Ordinances

- In Person View, click on the Ordinances tab.
- If there are ordinances available to request, click on “Request Ordinances”.

The screenshot shows the FamilySearch interface for a person named William Malila. The interface includes a header with the person's name, birth/death dates, and a family tree icon. Below the header are tabs for Details, Memories, and Ordinances. The Ordinances tab is selected, showing a section titled "Temple Ordinances" with a "Request Ordinances" button. Below this is a table of ordinances available for request.

ORDINANCE	STATUS	SEALING
B Baptism	Request	
C Confirmation	Request	
I Initiatory	Request	
E Endowment	Request	
SP Sealing to Parents	Request	
SS Sealing to Spouse	Not Available	

At the bottom right, there is a legend for the family tree, showing two individuals: Antti Sofianpoika Malila (KN3Z-TKS) and Anna Liisa Erkintytär Hernetkoski (KN3Z-TK3).



Requesting Ordinances

- Select the person for whom you wish to request ordinances.
You may select several at a time.
- Click the “Continue” button.

The screenshot shows the FamilySearch interface for requesting ordinances. At the top, there are navigation tabs: TREE, PERSON, FIND, LISTS, and WHAT'S NEW. The 'PERSON' tab is selected. Below the navigation, there is a profile card for William Malila, born 4 May 1899, deceased. The 'Ordinances' tab is selected in the profile card. The main section is titled 'Reserve Temple Ordinances' and includes the instruction 'Select individuals, then click Continue to request ordinances.' Below this, there is a table with columns for NAME, ORDINANCES, and SEALING. The 'NAME' column has a checkbox next to each entry. The 'ORDINANCES' column has a dropdown menu with options B, C, I, E, and SP. The 'SEALING' column lists the names of the individuals to be sealed. In the bottom left corner, there is a blue 'Continue' button and a grey 'Cancel' button. Both the checkbox for William Malila and the 'Continue' button are circled in red.

<input checked="" type="checkbox"/>	NAME	ORDINANCES	SEALING
<input checked="" type="checkbox"/>	William Malila 1899-Deceased • L7GP-KXH	B C I E SP	Antti Sofianpoika Malila KN3Z-TKS Anna Liisa Erkintytär Hernetkoski KN3Z-TK3



Requesting Ordinances

- Read through the Church Policy on ordinances.
- If you agree to the terms, check the box that you agree and click on the “Add To Temple Ordinance List” button.

Church Policy

PLEASE READ BEFORE CONTINUING

Temple ordinances are sacred and should be treated with respect. Please reserve ordinances for individuals only if you are related to them.

Who You Can Do Ordinances For

You are responsible to submit names of the following individuals:

- Immediate family members
- Direct-line ancestors (parents, grandparents, great-grandparents, and so on, and their families).

You may also submit the names of the following individuals:

- Biological, adoptive, and foster family lines connected to your family.
- Collateral family lines (uncles, aunts, cousins, and their families).
- Descendants of your ancestors.
- Your own descendants.
- Possible ancestors, meaning individuals who have a probable family relationship that cannot be verified because the records are inadequate, such as those who have the same last name and resided in the same area as your known ancestors.

Do not submit the following individuals unless you are related to them:

- Famous people.
- Those gathered from unapproved extraction projects.
- Jewish Holocaust victims. Members can do the ordinances for these people only under the following conditions:
 - They are an immediate family member of the deceased (defined as parents, spouse, children or siblings).
 - Or they have permission of all living immediate family members.
 - Or they have the permission of the closest living relative if no immediate family members are living.

Persons Born within the Last 110 Years

To do ordinances for a deceased person who was born in the last 110 years, the following requirements must be met.

- The person must have been deceased for at least one year.
- You must either be one of the closest living relatives, or you must obtain permission from one of the closest living relatives. If you are not a spouse, child, parent, or sibling of the deceased, please obtain permission from one of the closest living relatives before doing the ordinances. The closest living relatives are an undivorced spouse (the spouse to whom the individual was married when he or she died), an adult child, a parent, or a brother or sister.

Verbal approval is acceptable. Family members should work together to determine when the ordinances will be done and who will do them.

For more information, please read:

- [Chapter 7 of A Member's Guide to Temple and Family History Work](#)
- [Terms of Use](#)
- [The First Presidency Message On Names Submitted for Temple Ordinance](#)

☒ I have read and will comply with the Church Temple Ordinance Policy.

[Add to Temple Ordinance List](#)

[Cancel](#)



Requesting Ordinances

- Click on Temple again. You will now see the reserved ordinances.

FamilySearch

Family Tree Memories Search **Temple*** Volunteer Get Help

ALL RESERVED **1** NOT PRINTED **1** PRINTED **0** SHARED **0** OPPORTUNITIES **3**

Filter: **Print** **Share** **Unreserve** **HELP OTHERS** **LEGEND**

☐ (1) **NAME** **ORDINANCES** **SEALING** **DATE RESERVED**

William Malila
1899-Deceased • L7GP-KXH

B C I E SP


Antti Sofianpoika Malila
 Anna Liisa Erkintytär Hernet...

29 March 2014



Unreserving Ordinances

- To Unreserve ordinances, click on the “Unreserve” button.



Family TreeMemoriesSearchTemple*

ALL RESERVED 1

NOT PRINTED 1

PRINTED 0

SHARED 0

OPPORTUNITIES 3

Filter:

Print

Share

Unreserve

HELP OTHERS


LEGEND ▼

☐ (1) NAME ▼

ORDINANCES ▼

SEALING

DATE RESERVED ▼

 **William Malila**
1899-Deceased • L7GP-KXH

BCE SP

Antti Sofianpoika Malila


Anna Liisa Erkintytär Hernet...

29 March 2014



Sharing Ordinances

- To allow these ordinances to be added to the Temple File, click on the “Share” button.



Family TreeMemoriesSearchTemple*

ALL RESERVED 1

NOT PRINTED 1

PRINTED 0

SHARED 0

OPPORTUNITIES 3

Filter:

Print

Share

Unreserve

HELP OTHERS


LEGEND ▼

(1) NAME ▼

ORDINANCES ▼

SEALING

DATE RESERVED ▼



William Malila
1899-Deceased • L7GP-KXH

BCE SP

Antti Sofianpoika Malila

Anna Liisa Erkintytär Hernet...

29 March 2014



Printing an FOR

- To Print an Family Ordinance Request (FOR), select the ancestor(s) you wish to print, and click on the “Print” button.

FamilySearch

Family Tree Memories Search Temple*

ALL RESERVED 1 NOT PRINTED 1 PRINTED 0 SHARED 0 OPPORTUNITIES 3

Filter: **Print** Share Unreserve

HELP OTHERS LEGEND ▼

(1) NAME ▼ ORDINANCES ▼ SEALING DATE RESERVED ▼

William Malila
1899-Deceased • L7GP-KXH

B C I E SP

Antti Sofianpoika Malila
Anna Liisa Erkintytär Hernet...

29 March 2014




Printing an FOR

- Select the ordinances you wish to print then click the print button.
- You can print up to 50 on one sheet. This saves paper and time at the temple.

FamilySearch

Family Tree Memories Search Temple*

Print Ordinances for the Temple


NAME	<input checked="" type="checkbox"/> ORDINANCES	SEALING
 William Malila L7GP-KXH	<input checked="" type="checkbox"/> B Baptism <input checked="" type="checkbox"/> C Confirmation <input checked="" type="checkbox"/> I Initiatory <input checked="" type="checkbox"/> E Endowment	
	<input checked="" type="checkbox"/> SP Sealing to Parents	<input checked="" type="checkbox"/> Antti Sofianpoika Malila <input checked="" type="checkbox"/> Anna Liisa Erkintytär Hernetkoski

Print Cancel



Printing an FOR

- A .pdf file will be created that you can print and take to the temple.
- At the temple they will scan this FOR and print your blue, pink and yellow cards.

Family Ordinance Request			Date Cards Were Printed																								
Print Request: 29 March 2014			(Temple use only)																								
																											
4-4479-1822-8897-040																											
Take this Family Ordinance Request to the temple. Temple workers will print your family ordinance cards for you.																											
Male Individuals																											
<table border="1"><thead><tr><th>ID</th><th>Name</th><th>Ordinances</th></tr></thead><tbody><tr><td>L7GP-KXH</td><td>William Malila</td><td>Baptism, Confirmation, Initiatory, Endowment, Sealing to parents</td></tr><tr><td>M7XG-YN</td><td>Father: Antti Sofianpoika Malila</td><td></td></tr><tr><td>MHSQ-FYZ</td><td>Mother: Anna Liisa Erkintytär Hernetkoski</td><td></td></tr><tr><td colspan="2">Male Individuals</td><td>Baptisms: 1</td><td>Initiatories: 1</td></tr><tr><td colspan="2">Total Cards: 1</td><td>Confirmations: 1</td><td>Sealings to parents: 1</td></tr><tr><td colspan="2">Endowments: 1</td><td colspan="2"></td></tr></tbody></table>				ID	Name	Ordinances	L7GP-KXH	William Malila	Baptism, Confirmation, Initiatory, Endowment, Sealing to parents	M7XG-YN	Father: Antti Sofianpoika Malila		MHSQ-FYZ	Mother: Anna Liisa Erkintytär Hernetkoski		Male Individuals		Baptisms: 1	Initiatories: 1	Total Cards: 1		Confirmations: 1	Sealings to parents: 1	Endowments: 1			
ID	Name	Ordinances																									
L7GP-KXH	William Malila	Baptism, Confirmation, Initiatory, Endowment, Sealing to parents																									
M7XG-YN	Father: Antti Sofianpoika Malila																										
MHSQ-FYZ	Mother: Anna Liisa Erkintytär Hernetkoski																										
Male Individuals		Baptisms: 1	Initiatories: 1																								
Total Cards: 1		Confirmations: 1	Sealings to parents: 1																								
Endowments: 1																											
Card Totals																											
Total Male Cards: 1		Total Female Cards: 0	Total Couple Cards: 0																								



Family History Checklist

- As ordinances are completed, check them off your checklist.

Family History Checklist				Researcher: Bill Doe			Your Name						
Names from Pedigree Chart		FamilySearch.org - Add Vital Records			FamilySearch.org - Connections/Corrections			LDS Ordinances					
Ancestor's Name		Birth or Christening	Marriage	Death or Burial	Merge Duplicates	Edit Information	Relationships Established						
<input checked="" type="checkbox"/>	1 John Doe	2/12/2013	2/12/2013	4/18/2013	4/20/2013	4/20/2013	4/20/2013	<input checked="" type="checkbox"/>	<input checked="" type="checkbox"/>	<input checked="" type="checkbox"/>	<input checked="" type="checkbox"/>	<input checked="" type="checkbox"/>	<input checked="" type="checkbox"/>
<input type="checkbox"/>	2 Jane Doe	6/2/2013	6/8/2013	9/5/2013	9/17/2013			B	C	I	E	SP	SS
<input type="checkbox"/>	3							B	C	I	E	SP	SS
<input type="checkbox"/>	4							B	C	I	E	SP	SS



Adding More Names To Your Checklist

- As you finish all the names on your checklist from your pedigree chart, you can add names of cousins using descendency research.

Family History Checklist				Researcher: Bill Doe									
				Your Name									
Names from Pedigree Chart		FamilySearch.org - Add Vital Records		FamilySearch.org - Connections/Corrections									
Ancestor's Name		Birth or Christening	Marriage	Death or Burial	Merge Duplicates	Edit Information	Relationships Established	LDS Ordinances					
<input checked="" type="checkbox"/>	1 John Doe	2/12/2013	2/12/2013	4/18/2013	4/20/2013	4/20/2013	4/20/2013	<input checked="" type="checkbox"/>	<input checked="" type="checkbox"/>	<input checked="" type="checkbox"/>	<input checked="" type="checkbox"/>	<input checked="" type="checkbox"/>	<input checked="" type="checkbox"/>
<input type="checkbox"/>	2 Jane Doe	6/2/2013	6/8/2013	9/5/2013	9/17/2013			B	C	I	E	SP	SS
<input type="checkbox"/>	3							B	C	I	E	SP	SS
<input type="checkbox"/>	4							B	C	I	E	SP	SS



Descendancy Research


Watch the video to learn how descendancy research can help you find.





Hands-On!

- Login to familysearch.org and click on “Temple” and “Opportunities” to see if you have any possible temple opportunities.
- Explore your family tree looking for other opportunities.
 - See if you can find any additional names using descendency research.





Homework:

1. Practice reserving, printing and unreserving an FOR.
2. Use Descendancy Research to find additional names (cousins) to add to your checklist.

